



CLASS: P.4 TERM: THREE MATHEMATICS

WK	PD	THEME	TOPIC	COMPETENCES		SUB TOPIC/CONTENT	METHODS	LIFE SKILLS	ACTIVITIES	T/AIDS	REF
				SUBJECT The learner;	LANGUAGE The learner;						
1	1-6	HOLIDAY WORK	CORRECTIONS	Identifies challenges. Writes corrections correctly.	Reads the questions correctly. Writes the words correctly	Holiday questionnaire	Whole class discussion Observation Brain storming	Neatness Problem solving Creative thinking	Answering oral questions Writing corrections	Holiday questionnaire Chalk board Text books	Note books Marking guide

For more schemes of work, visit www.uganda.madpath.com

2	1	MEASUREMENTS	MEASURES (TIME)	Changes weeks to days use the right units	Mentions the units used in telling time.	Time Units of time seconds, minutes, hours, weeks, days, Years Changing weeks to days Change 3 weeks to days 1 WK = 7 days 3 wks = 3 x 7 days = 21 days	Discussion Guided discovery	-Decision making Effective communication	Telling time. Change weeks to days	calendar	Understanding Mtc. Bk. 4 Pg 128
	2			Changes days to weeks. use the right units	Mentions the units used in telling time.	Changing days to weeks Express 35 days as weeks. 7 days = 1 wk 35 days = $\frac{35}{7}$ = 5 weeks	Whole class discussion Brainstorming	-Decision making Effective communication	Answering Oral And Written Questions	Chalk board illustration	Understanding Mtc. Bk. 4 Pg 132-3

For more schemes of work, visit www.uganda.madpath.com

	3	MEASUREMENTS	MEASURES (TIME)	Add weeks and days. Change days to weeks.		<u>Addition of weeks and days.</u> Wks Days 2 5 + 4 1 6 6 <hr/> 11-7=4 Wks Days 2 +1 5 +4 6 7 4 <hr/> 11-7=4	Discussion Guided discovery	Effective communication Problem solving Critical thinking	Answering Oral And Written Questions	Chalk board illustration	Understanding Mtc. Bk. 4 Pg 132-3
	4			Subtracts weeks and days. Change days to weeks.		<u>Subtraction of weeks and days.</u> Wks Days 7 6 -2 3 5 3 <hr/> Wks Days 5- 1=4 5 -1 2+7 9- 6=3 -2 6 2 3	Discussion Guided discovery	Decision making Effective communication	Answering Oral And Written Questions	Chalk board illustration	Understanding Mtc. Bk. 4 Pg 132-3
	5			Expresses hours to minutes.	mentions the number of minutes in an hours	<u>Hours and minutes</u> Changing hours to minutes.	Drawing discussion	Effective communication	Answering oral and written questions.	Chalk board illustration	Understanding Mtc. Bk. 4

For more schemes of work, visit www.uganda.madpath.com

				Use the correct units.		Baby Tom slept for 4 hours. Express this time as minutes 1 hr. = 60 min. 4hrs = 4 x 60min. = 240 min		Problem solving Critical thinking			Pg 132-3
	6			Expresses min as hours.	mention s the number of minutes in an hours	<u>Expressing min as hours</u> Change 70 min into hrs 1hr=60mins 70mins=70÷60 =1hr <u>10min</u> Change 180 min. as hours 60 min. = 1 hour 180min = <u>180</u> 60 = 3hrs	Discussion Guided discovery	Effective communication Problem solving Critical thinking	Answering oral and written questions.	Chalk board illustration	Understanding Mtc. Bk. 4 Pg 132-3
3	1			Adds hours and minutes Expresses min as hours.	mention s the number of minutes in an hours Use carrying	<u>Addition of hours and minutes</u> Add: Hrs Min 3 20 + 2 30 5 50 Hrs Min 45+55=100 4 +1 45 100- 60=40 + 2 55 7 40	Guided discovery Discussion	Effective communication Problem solving Critical thinking	Answering oral and written questions.	Chalk board illustration	Mk bk4 Pg 171-180
	2			Subtracts time	mention s the number of	<u>Subtraction of hours and minutes</u> 1. Hrs min	Brain storming	Effective communication	Subtracting hours	Chalk board illustration	Mk bk4

For more schemes of work, visit www.uganda.madpath.com

					minutes in an hour	$\begin{array}{r} 3 \quad 25 \\ - 1 \quad 10 \\ \hline 2 \quad 15 \end{array}$ Hrs Min 105- 55=50 4 -1 45+60 - 2 55 $\hline 1 \quad 50$	Whole class discussion.	Problem solving Critical thinking	and minutes		Pg 171-180
	3	MEASUREMENTS	MEASURES (TIME)	Draws clocks faces to show time. Writes time from the clocks faces correctly.	uses am or pm to make sentences	<u>Telling time</u> Using am and pm AM-stands for ANTEMERIDIAN PM- stands for POST MERIDIAN. Drawing clocks.	Drawing discussion	Effective communication Problem solving Critical thinking	Reading and telling time	Wall clocks	Understanding Mtc. Bk. 4 Pg 132-142
	4			Finds the duration of time Use the correct units	Defines words key like duration,	<u>Duration of Time</u> <u>Examples</u> A concert started at 4:30pm and ended at 5:30pm. How long was it? . A baby slept at 4.00 pm and woke up at 7.00pm. For how long did the baby sleep? <u>7:00</u> <u>-4:00</u> <u>3:00</u> <u>=3hrs</u>	Brain storming Whole class discussion.	Effective communication Problem solving Critical thinking	Answering oral and written questions.	Wall clocks and number lines	Mk bk4 Pg 171-180

For more schemes of work, visit www.uganda.madpath.com

	5			Multiplies time correctly	Describes steps taken to multiply time	<u>Multiplication of time</u> <div style="text-align: right;">Hrs Min.</div> $25 \times 3 = 75$ 1 75-60 2 25 =15 $\begin{array}{r} X \quad 3 \\ 7 \quad 15 \end{array}$	Discussion Guided discovery	Effective communication Problem solving Critical thinking	Answering oral and written questions.	Chalk board illustrations	Mk bk4 Pg 171-180
	6			Finds the number of notes, coins given the amount.	reads and uses words like money, currency, notes, coins	<u>Money Denominations</u> Coins; 50,100,200,500, 1000 Notes; 1000,2000,5000, 10000,20,000,50,000 <u>Finding amount of money</u> Julius has 6 coins of 500/=.How much money does he have altogether?	Brain storming Whole class discussion	Problem solving Critical thinking	Answering oral and written questions.	Coins Notes	Mk bk4 Pg 150-160
4	1		MEASUREMENTS (MONEY)	Adds money correctly	Uses key words to construct sentences.	<u>Addition of money</u> Okello bought a book at sh.500 and a pen at sh.450.How much did he spend altogether?	Brain storming Whole class discussion	Decision making Effective communication	Answering oral and written questions.	Chalk board illustrations	Mk bk4 Pg 150-160
	2			subtracts money correctly Arrange their work properly.	practices the use of how much more	<u>Subtraction of money</u> Kato had sh.10,000 and bought a watch at	Guided discovery Whole class discussion	Problem solving Critical thinking	Answering oral and written questions.	Chalk board illustrations	Mk bk4 Pg 150-160

For more schemes of work, visit www.uganda.madpath.com

						Sh.7, 500.Find his change.					
	3			Multiplies money correctly Arrange their work properly.	Describes steps taken to carry out multiplication of money	<u>Simple rate and proportion(multipli cation)</u> The cost of a shirt is 12,000=.find the cost of 3 similar shirts.	Brain storming Whole class discussion	Problem solving Critical thinking	Answering oral and written questions.	Chalk board illustrations	Mk bk4 Pg 150-160
	4			divides money correctly Arrange their work properly.	describes the use of each	<u>Simple rate and proportion(division)</u> 4 apples cost 2,000=. How much will Ali pay for on apple?	Brain storming Whole class discussion	Effective communi cation Problem solving Critical thinking	Answering oral and written questions.	Chalk board illustrations	Mk bk4 Pg 150-160
	5		MEASUREMENTS (MONEY)	Finds total cost given a list of items Calculate the balance	practices the use of Total amount. Expenditure. Change, balance	<u>Shopping bills</u> Sugar-3200/= per Kg Rice -1500 = per Kg Bread -2000 = per loaf (a) Find the cost of 2kg of sugar and 1 kg of posho. (b) If James bought all the items above how much did	Brain storming Discussion	Problem solving Critical thinking	Shopping counting	Chalk board illustrations	Mk bk4 Pg 150-160

For more schemes of work, visit www.uganda.madpath.com

					he spend altogether?						
	6			Calculates the profit from cost price and S.P.	defines and uses profit, selling price, cost/ buying, buying price	<u>Finding profit</u> Matu bought a pen at sh.700 and sold it to Maaso at sh.900. Find his profit Jane bought a dress at 19000= and sold it to Anne at 20,000= Find her profit $P = Sp. - Bp.$	Brain storming Whole class discussion	Effective communication Problem solving	Answering oral and written questions.	Chalk board illustrations	Mk bk4 Pg 150-160
5	1			Calculates the loss from cost price and S.P.	defines and uses key words like loss, selling price cost/ buying , buying price	<u>Finding loss</u> Agirl bought a watch at sh.5000 and sold it at sh.2500. Calculate her loss. A boy bought a watch at 6,000= and sold it at 4500=, Calculate his loss. $Loss = 6000 - 4500 = 1500/=$	Discussion Brain storming	Effective communication Problem solving	Answering oral and written questions.	Chalk board illustrations	Mk bk4 Pg 150-160
	2			Finds the buying price.	Uses key words like selling price ,cost/ price, buying price	<u>Finding the buying and selling price.</u> PRACTICAL LESSON	Representation Guided discovery	Effective communication Problem solving	Answering oral and written questions.	Chalk board illustrations	Mk bk4 Pg 150-160

For more schemes of work, visit www.uganda.madpath.com

	3	MEASUREMENTS	LENGTH, MASS AND CAPACITY (LENGTH)	Measures objects and records findings	States units used in length.	<u>Length</u> Units used for measuring length and where they are applicable Measuring length and estimating. Relationship between units Km ,Hm ,Dm ,M, dm ,cm, mm	Brain storming Whole class discussion	Effective communication Problem solving Critical thinking	Measuring and recording	Rulers Chart showing the metric unit	Mk bk 4 Pg 186-188
	4			Changes metres to cm correctly	States units used in length	<u>Changing metres to cm</u> 1 M = 100 cm <u>Example</u> 1.Change 6m to cm	Small group discussion.	Effective communication Problem solving	Measuring and recording	Rulers Chart showing the metric unit	Mk bk 4 Pg 186-188
	5			Changes cm to metres Uses the correct units	uses terms like express, convert, change to construct simple sentences	<u>Changing cm to metres</u> Change 400cm to m 100cm = 1m 400cm = $\frac{400}{100}$ = 4m	Representation discussion	Effective communication Problem solving Critical thinking	Answering oral and written questions	Chart showing the metric unit	Mk bk 4 Pg 186-188
	6			Changes km to m correctly	Describes steps used in changing km to metres	<u>Changing Km to metres</u> Change 7km as metres 1km =1000m 7km = 7X 1000m = <u>7000m</u>	Brain storming Whole class discussion	Effective communication Problem solving	Changing km to metres	Chart showing the metric unit	Mk bk 4 Pg 186-188

For more schemes of work, visit www.uganda.madpath.com

6	1&6			MID TERM	EXAMS	MID TERM EXAMS	MID TERM	EXAMS	MID TERM	EXAMS	
7	1			Changes m to km Uses the correct units	Reads and writes correct units.	<u>Expressing metres as km</u> Change 3000m as km- 1000m = 1km 3000m = $\frac{3000}{1000}$ = 3km	Representation discussion	Problem solving Creative thinking	Changing m to km	Chart showing the metric unit	Mk bk 4 Pg 186-188
	2		LENGTH, MASS AND CAPACITY (LENGTH)	Adds cm and m correctly Changes cm to metres.	Uses terms like sum, total, carrying correctly.	<u>Addition of cm and m</u> 1. Add :2m 45cm + 6m 36cm 2. M CM 6 90 + 7 80	Brain storming Whole class discussion	Effective communication Problem solving Critical thinking	Answering oral and written question	Chart showing the metric unit	Under'g Mtc bk4 Pg189
	3			Add s cm and m correctly Changes cm to metres.	Writes and spells terms like difference, borrowing. Applies the mentioned terms correctly.	<u>Subtraction of cm and m</u> M CM - 16 90 7 80 2.Tom had 3m 70cm of cloth.He used 1m 20cm.How much cloth remained?	Brain storming discussion	Problem solving Creative thinking	Answering oral and written question	Chart showing the metric unit	Under'g Mtc bk4 Pg189

For more schemes of work, visit www.uganda.madpath.com

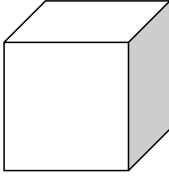
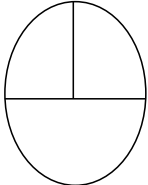
	4			Changes Kg to grams Uses the correct units.	Uses terms like express, convert, change correctly.	Mass (weight) Units used for measuring Mass and where they are applicable. Relationship between the units. Kg Hg Dg g dg cg mg NB 1 tonne = 1000 kg express 4Kg as grams	Observation Group discussion	Effective communication Problem solving Critical thinking	Measuring Answering oral questions	Chart showing the units of weight	Mk bk 4 Pg 229
	5	MEASUREMENTS (CAPACITY)		Changes grams to kg . Uses the correct units	Uses terms like express, convert, change correctly.	Changing grams to kg Convert 7000 g to Kg 1000g = 1 Kg	Brain storming Whole class discussion.	Effective communication Problem solving Critical thinking	Measuring Answering oral questions	Chart showing the units of weight	Pr. School Maths Book 4 page 229
	6			Arranges kg and grams according to place values. Finds the correct sums.	Uses terms like sum, total, altogether correctly.	Addition of kg and grams	Brain storming Whole class discussion.	Effective communication Problem solving	Add the given weights. Answering oral questions	Chart showing the units of weight	Mk Book 4 page 234-235

For more schemes of work, visit www.uganda.madpath.com

								Critical thinking			
8	1			Arranges according to place values. Find the correct difference	Uses terms like minus, take away reduce.	Subtraction of kg and grams	Brain storming Whole class discussion.	Effective communication Problem solving Critical thinking	Subtract the given weights. Answering oral questions	Chart showing the units of weight	Mk Book 4 page 236-23
	2			measures liquids like water in halves, quarters, etc	uses terms like quarter, halves whole,etc	Capacity Taking measurements in different containers.	Brain storming Whole class discussion.	Effective communication Problem solving Critical thinking	Taking measurement. Answering oral questions	Chart showing the units of capacity	Mk Book 4 page 221-222
	3			Adds the given litres correctly Use the given units correctly	uses terms like quarter, halves, a whole,etc	Capacity Taking measurements in different containers. Answering oral questions. Solve the given equations in relation to capacity.	Brain storming Whole class discussion.	Effective communication Problem solving Critical thinking	Taking measurement. Answering oral questions	Chart showing the units of capacity	Mk Book 4 page 224-229

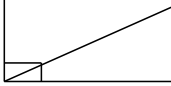
For more schemes of work, visit www.uganda.madpath.com

	4			add s the given litres and milliliters correctly Use the given units correctly	uses terms like quarter, halves, a whole,etc	Capacity Taking measurements in different containers. Answering oral questions. Solve the given equations in relation to capacity.	Brain storming Whole class discussion.	Effective communication Problem solving Critical thinking	Taking measurement. Answering oral questions	Chart showing the units of capacity	Mk Book 4 page 224-229
	5			Finds the perimeter and area of different shapes.	defines perimeter, area Mention the correct units	Perimeter of different shapes like squares, rectangles, pentagon, etc -area of a rectangle and square.	Brain storming Whole class discussion	Effective communication Problem solving Critical thinking	Finding perimeter and area.	Chart showing the different shapes	Mk bk 4 Pg 204-5
	6			Finds the area of triangles correctly. Apply correct unit.	states the correct units for area, Mention the formula for finding area.	Area of a triangle , Deriving the formula $A = \frac{1}{2} \times b \times h$	Guided discovery Representation	Problem solving Effective communication	Finding area	Chart showing how to derive area of a triangle	Mk bk 4 Pg 214

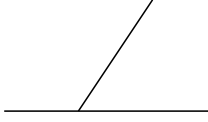
	3 & 4			Calculates the volume of a cube. - calculate the volume a cuboid	read s and defines volume, cubed	Volume of cube and cuboids.  4cm 6cm -find the volume of the figure - calculate the area of the shaded face.	Represent ation Guided discovery	Effective communi cation Problem solving Critical thinking	Finding volume Finding area.	Chart showing volume of a cuboid	Mk bk 4 Pg 204-5
9	1-6			REVISI ON		REVISION		REVIS ION		REVIS ION	
2	1	LINES, ANGLES AND GEOMETRIC FIGURES		Draws circles using a pair of compasses Name the parts of the circle correctly	defines terms ie radius, diameter, chord, circumference	Parts of a circle. radius , diameter ,chord circumference, quadrant semi circle 	Represent ation Guided discovery	Effective communi cation Problem solving Critical thinking	Drawing circles	Chart showing parts of a circle	Mk bk 4 Pg 125 -139

	2			Draws circles accurately.	defines terms ie radius, diameter	Drawing accurate circles With given radius (i) use your pair of compasses to draw a circle of (a) 3cm (b) 4.5cm	Representation Demonstration	Problem solving Effective communication	Measuring drawing circles	Chart showing parts of a circle	Mk bk 4 Pg 125 -139
3	1			Finds the radius of a circle Calculate the diameter of a circle given the radius	defines terms ie radius, diameter	Calculating the radius of a circle given the diameter Calculating the diameter of a circle given the radius	Drawing Guided discovery	Problem solving Effective communication	Measuring drawing circles	Chart showing parts of a circle	Mk bk 4 Pg 125 -139
	2			Draws plane shapes correctly Name the shapes correctly	describes and mention solid shapes	Drawing and naming solid shapes Eg cube, cuboid, cone, pyramid, cylinder	Group work discovery	Problem solving Effective communication	drawing answering oral questions	Chart showing solid shapes	Mk bk 4 Pg 125 -139
	1			draws and Name the types of angles.	defines the types of angles ie right, acute, obtuse, and reflex.	Angles Types of angles: acute obtuse. Reflex, right angle, Straight angle	Drawing Guided discovery	Problem solving Effective communication	drawing angles	Rulers compasses	Mk bk 4 Pg 125 -139

For more schemes of work, visit www.uganda.madpath.com

4	2			Measures angles using protractors Use the scales	Reads the protractor	Measuring angles using protractors Using scales	Discussion Whole class discussion	Problem solving Effective communication	Measuring drawing	Rulers Compasses protractors	Mk bk 4 pg 143
5	1			Estimates angles Draws angles correctly.	Reads the protractor	Drawing angles Use your protractor	Drawing Guided discovery	Problem solving Effective communication	Measuring drawing	Rulers Compasses protractors	Mk bk 4 pg 143
	2		LINES ANGLES AND GEOMETRIC FIGURES	Finds the missing angle on a right angle Show the units correctly	reads and describe right angles	Finding the missing angle on a right angle  $a + 60^\circ = 90^\circ$ $a + 60^\circ - 60^\circ = 90^\circ - 60^\circ$ $\underline{a = 30^\circ}$	Brain storming Whole class discussion	Problem solving Effective communication	Calculating missing angles drawing	Chart showing How to work out the missing angles	Mk bk 5 Pg

For more schemes of work, visit www.uganda.madpath.com

	1&2			MID TERM	MID TERM	MID TERM EXAM		MID TERM		MID TERM	EX AM
7	1			Find the missing angle on a straight angle Show the units correctly	Learners describe straight angles.	Finding a missing angle on a straight line 	Brain storming Whole class discussion	Problem solving Effective communication	Calculating missing angles drawing	Chart showing How to work out the missing angles	Mk bk 5 Pg
	2			Construct angles correctly Handle the instruments correctly	Reads the instructions correctly.	Construction of angles (60°) (90°)	Drawing Guided discovery	Problem solving Effective communication	Constructing angles	Chalk board illustrations	Mk bk 5 pg
8	1&2			Constructs triangles, squares and rectangles.	Reads the instructions correctly.	Construction of; -equilateral triangle -square -rectangle	Drawing Guided discovery	Problem solving Effective communication	Constructing the given shapes.	Chalk board illustrations	Mk bk 5 pg

For more schemes of work, visit www.uganda.madpath.com

2	1		ALGEBRA	Add letters correctly	Learners read and use like terms.	Using letters for words $\begin{array}{r} 3 \text{ boys} + 3 \text{ boys} \\ = 5b + 3b \\ = 8b \end{array}$	Guided discovery discussion	Problem solving Effective communication	Adding Answering questions	Real materials like stones, leaves,	Understanding mtc bk 4 Pg 155
3	1			Add letters correctly Collect like terms correctly	Learners mention and use like terms.	Collecting like terms Simplify ; $x + y + 3x + 6y$ $\begin{array}{r} x + 3x + y \\ + 6y \\ \hline 4x + 7y \end{array}$	Guided discovery discussion	Problem solving Effective communication	Adding Answering questions	Real materials like stones, leaves,	Understanding mtc bk 4 Pg 156-7
4	1			Substitute letters for numbers	Learners use words like substitute, Simply.	Substitution Given that $a=4$, $b=5$ Find the value of (a) $a + b$ (b) ab (c) $3a + 4b$	brainstorming discussion	Problem solving Effective communication	Adding Answering questions	Chalk board illustrations .	MK Bk 4 Pg 254
5	1			Solve the given equations correctly	Learners use terms like solve, Simplify.	Solving equations involving boxes	Discussion Brain storming	Problem solving Effective communication	Adding Answering questions	Chalk board illustrations .	MK Bk 4 Pg 254
7	1		ALGEBRA	Solve the given equations correctly	Learners observe the Operation, Balancing equations	Solving equations involving letters with addition $d + 14 = 31$	Brain storming Whole class discussion	Problem solving Effective communication	Answering oral and written questions	Chalk board illustrations .	Learning Mtc. Std. 4 Pg 100-5

For more schemes of work, visit www.uganda.madpath.com

8	1			Solve the given equations correctly	Learners observe the Operation, Balancing equations	Solving equations involving letters with subtractions $d - 14 = 30$	Brain storming Whole class discussion	Problem solving Effective communication	Solving equations	Chalk board illustrations .	Learning Mtc. Std. 4 Pg 100-5
9	1			Solve the given equations correctly	Learners use terms like solve, Simplify.	Solving equations involving multiplication (i) $7x = 35$ (ii) $a \times 6 = 24$	Discussion Brain storming	Problem solving Effective communication	Solving equations	Chalk board illustrations .	Learning Mtc. Std. 4 Pg 100-5
10	1	ALGEBRA		Solve the given equations correctly	Learners state where Cross multiplying.	Solving equations involving division (a) $\frac{y}{3} = 8$ (b) $n \div 5 = 6$	Brain storming Whole class discussion	Problem solving Effective communication	Solving equations	Chalk board illustrations .	Learning Mtc. Std. 4 Pg 100-5
11	1			Solve the given equations correctly	Learners;	Forming and solving equations. Think of a number add 5 to it and the result is 23. What is the number?	Discussion Brain storming	Problem solving Effective communication	Forming equations Solving equations	Chalk board illustrations .	Learning Mtc. Std. 4 Pg 100-5

For more schemes of work, visit www.uganda.madpath.com